TREEMONISHA.

No. 27. A REAL SLOW DRAG.

Directions for The Slow Drag.

1. The Slow Drag must begin on the first beat of each measure.
2. When moving forward, drag the left foot; when moving backward, drag the right foot.
3. When moving sideways to right, drag left foot; when moving sideways to left, drag right foot.
4. When prancing, your steps must come on each beat of the measure.
5. When marching and when sliding, your steps must come on the first and the third beat of each measure.
6. Hop and skip on second beat of measure. Double the Schottische step to fit the slow music. SCOTT JOPLIN.




(All stop.)
(All look to right.)
(All Slow Drag sideways to right.)
All..... of you stop.
Look to your right and do the drag,
mf
(Slow Drag sideways to left.)
drag,
drag.
To..... your left,
f
(All stop.)
(Salute partners.)
to..... your left, that's the way.


Treemonisha. (All march, doing the dude walk.)
March - ing on-ward, march - ing on-ward, marching to..... that
Lucy.
March - ing on-ward, march - ing on-ward, marching to.... that
p legato
love - ly tune; March - ing on-ward, march - ing on-ward,
love - ly tune; March - ing on-ward, march - ing on-ward,
cresc. poco a poco
(Slide, first on one foot, then the other.)
hap - py as..... a bird in June. Slid - ing on-ward,
hap - py as..... a bird in June. Slid - ing on-ward,
p
Slow Drag 𝅗𝅥 = 96



Slow Drag 27 = 16


(All prance.)
prance slow - ly, while you hear that pret - ty rag.
prance slow - ly, while you hear that pret - ty rag.
(All dance.)
(All prance.)
Dance slow - ly, prance slow - ly, Now you do the real
Dance slow - ly, prance slow - ly, Now you do the real
(All Slow Drag.)
(All walk.)
(All whisper to partners while walking.)
"Slow Drag" Walk slow - ly, talk low - ly,
"Slow Drag" Walk slow - ly, talk low - ly,
mf



Slow Drag 27 = 16


(All Slow Drag forward.)
p sempre
do that slow, do that slow drag.
p sempre
do that slow, do that slow drag.
p sempre
do that slow, do that slow drag.
p sempre
do that slow, do that slow drag.
p sempre
do that slow, O do that slow drag.
p sempre
now do the drag real slow, now do the real slow drag, slow drag.
p sempre


Treemonisha. (All Schottische.)
Move a - long, don't
stop, don't stop danc - ing,
(All Slow Drag.)
Drag a -
long,
(All stop.)
stop,

Slow Drag 27 = 16



Slow Drag 27 = 16



Slow Drag 27 = 16



Slow Drag 27 = 16


(All stop, put right hand to ear and listen to music.)
slid - ing on-ward, lis - ten to ..... that rag,
slid - ing on-ward, lis - ten to ..... that rag,
cresc.
f
(All hop.)
(All skip.)
(Slow drag forward.)
Hop and skip, now do that slow, ...
Hop and skip, now do that slow, ...
p
(All dance.)
do that slow drag. Dance ..... slow - ly,
do that slow drag. Dance slow - ly,
mf


(All prance.)
prance slow-ly, while you hear that pret-ty rag.
prance slow-ly, while you hear that pret-ty rag.
(All dance.)
(All prance.)
Dance slow-ly, prance slow-ly, Now you do the real
Dance slow-ly, prance slow-ly, Now you do the real
cresc. poco a poco
(All Slow Drag.)
(All walk.)
(All whisper to partners while walking.)
"Slow Drag." Walk slow-ly, talk low-ly,
"Slow Drag." Walk slow-ly, talk low-ly,
mf
Slow Drag 27=16


Treemonisha
(All stop, put right hand to ear and listen to music.)
(All hop.)
cresc.
Lis - ten to..... that rag. Hop and
Lucy
cresc.
Lis - ten to..... that rag. Hop and
Sopranos
cresc.
Lis - ten to..... that rag. Hop and
Altos
cresc.
Lis - ten to..... that rag. Hop and
Tenors
cresc.
Lis - ten to..... that rag, lis ten to that rag. Hop and
Basses
cresc.
Lis - ten to..... that rag, lis - ten to that rag.
cresc.



Slow Drag 27-16


(All stop.)
f sempre
(Curtain down.)
do that slow drag, slow - o - o - o.....
f sempre
do that slow drag, slow - o - o - o.....
f sempre
do that slow drag, slow - o - o o.....
f sempre
do that slow drag, slow - o - o.....
f sempre
do that slow drag, slow - o - o.....
f sempre
now do the real slow drag, slow - o - o - o.....
f sempre

End of Opera.